



Supply Base Report: Template for Biomass Producers

Revised February 2020



Completed in accordance with the Supply Base Report Template Version 1.3

*For further information on the SBP Framework and to view the full set of documentation see
www.sbp-cert.org*

Document history

Version 1.0: published 26 March 2015

Version 1.1 published 22 February 2016

Version 1.2 published 23 June 2016

Version 1.3 published 14 January 2019

© Copyright The Sustainable Biomass Program Limited 2019

Contents

1	Overview.....	1
2	Description of the Supply Base	2
2.1	General description	2
2.2	Actions taken to promote certification amongst feedstock supplier	2
2.3	Final harvest sampling programme	2
2.4	Flow diagram of feedstock inputs showing feedstock type [optional]	3
2.5	Quantification of the Supply Base	4
3	Requirement for a Supply Base Evaluation.....	6
4	Supply Base Evaluation.....	6
4.1	Scope	7
4.2	Justification	7
4.3	Results of Risk Assessment.....	7
4.4	Results of Supplier Verification Programme	7
4.5	Conclusion.....	7
5	Supply Base Evaluation Process.....	8
6	Stakeholder Consultation	9
6.1	Response to stakeholder comments	9
7	Overview of Initial Assessment of Risk	10
8	Supplier Verification Programme	11
8.1	Description of the Supplier Verification Programme	11
8.2	Site visits	11
8.3	Conclusions from the Supplier Verification Programme.....	11
9	Mitigation Measures	12
9.1	Mitigation measures	12
9.2	Monitoring and outcomes	12
10	Detailed Findings for Indicators	13
11	Review of Report	14

11.1	Peer review.....	14
11.2	Public or additional reviews.....	14
12	Approval of Report.....	15
13	Updates	16
13.1	Significant changes in the Supply Base	16
13.2	Effectiveness of previous mitigation measures	16
13.3	New risk ratings and mitigation measures.....	16
13.4	Actual figures for feedstock over the previous 12 months	16
13.5	Projected figures for feedstock over the next 12 months	16

1 Overview

On the first page include the following information:

Producer name: Groupe Savoie Inc.

Producer location: 251 Route 180
Saint-Quentin, N.B. Canada
E8A 1W4

Geographic position: 47.47900 latitude -67.35344 longitude

Primary contact: Danny Perron
danny.perron@groupesavoie.com
(506) 235-1067

Company website: www.groupesavoie.com

Date report finalised: March 2017 (Updated April 2018, January 2019)

Close of last CB audit: Feb. 21, 2019

Name of CB: SCS Global Services

Translations from English: No

SBP Standard(s) used: Standard 2 version 1.0, Standard 4 version 1.0, Standard 5 version 1.0

Weblink to Standard(s) used: <https://sbp-cert.org/documents>

SBP Endorsed Regional Risk Assessment: Not Applicable

Weblink to SBE on Company website: Not Applicable

Indicate how the current evaluation fits within the cycle of Supply Base Evaluations				
Main (Initial) Evaluation	First Surveillance	Second Surveillance	Third Surveillance	Fourth Surveillance
<input type="checkbox"/>	<input type="checkbox"/>	<input type="checkbox"/>	X	<input type="checkbox"/>

2 Description of the Supply Base

2.1 General description

Groupe Savoie Inc. manufactures industrial wood pellets for export to European power utilities and residential wood pellets for domestic markets. Feedstock for the pellet mill is composed mainly of feedstock from the province of New-Brunswick. To a lesser extent, feedstock is sourced from south-eastern Québec, Ontario, Nova Scotia and Prince Edward Island in Canada and the New England states of Maine, Connecticut, Vermont, New Hampshire, New Jersey, New York, Massachusetts and Pennsylvania.

Table 1. Summary of the origin of sawlogs and biomass for Groupe Savoie's Saint-Quentin production facilities for calendar year 2019.

Summary - Origin	Quantity (Kg)	Percentage (%)
New-Brunswick	617 629 267	92,84%
Nova Scotia	5 203 540	0,78%
Quebec	29 806 904	4,48%
United-States	12 623 408	1,90%
Total	665 263 119	100,00%

Groupe Savoie's sawmill residuals (sawdust, shavings and bark) and forest operation residuals (branches and tops) represent the vast majority of the total feedstock for the Saint-Quentin Wood Pellet Plant.

2.2 Actions taken to promote certification amongst feedstock supplier

Groupe Savoie have been certified to the SFI® Fiber Sourcing standard since 2004, and manage a chain of custody management system certified to the PEFC™ ST2002:2013 standard.

Groupe Savoie promotes certification through their participation in the SFI Atlantic Implementation Committee. Furthermore, procurement personnel proceed to send documentation promoting certification to non-certified suppliers. Wood producer training, endorsed by the Atlantic SFI Implementation Committee is provided to promote the use of Qualified Logging Professionals.

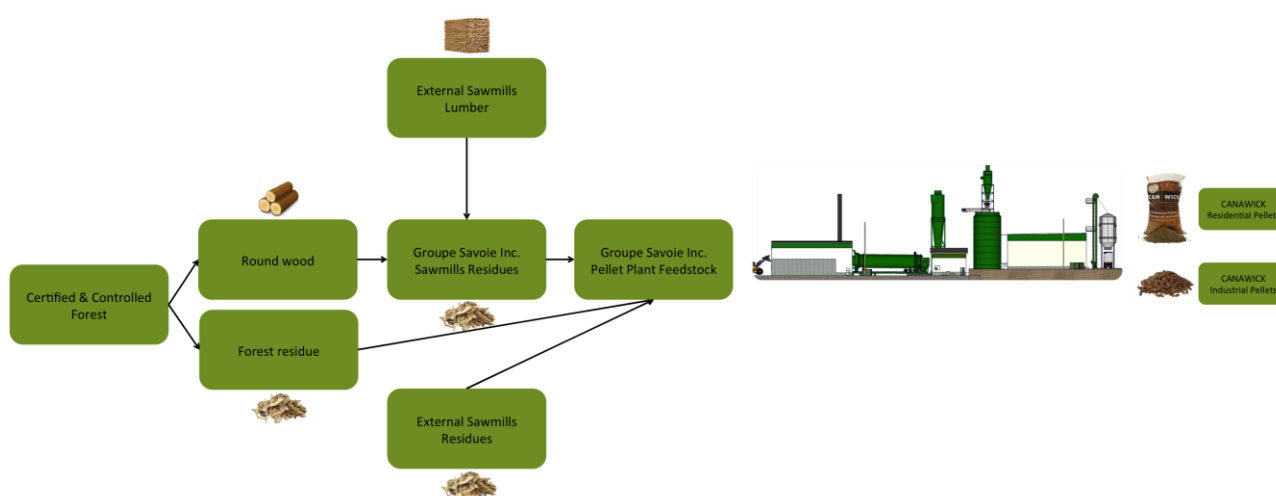
2.3 Final harvest sampling programme

As part of their legal obligation in the context of their forest management agreement and in respect to the Crown Lands and Forest Act, the licensees implement a harvest monitoring process. Each block will undergo final cut inspection to ensure adequate implementation of the forest management plan, as well as compliance to applicable legal requirements.

The regional marketing boards complete surveys on a random selection of private woodlots chosen by the Atlantic SFI Implementation Committee (ATLSIC) on an annual basis. These surveys are compiled by ATLSIC and available as an annual report. The New Brunswick Department of Natural Resources and Energy Development (NB DNRED) is responsible for monitoring and enforcing activities on Crown lands, all of which are FM-certified.

Private producers of primary raw materials are classified under the Forest Products Marketing Boards for those operating in the Province of New Brunswick and under forestry syndicates for those operating in the Province of Quebec. To ensure sound management of private woodlots, Groupe Savoie conducts field visits on private woodlots and provides training to producers to ensure sustainable forest management. In the case of a field visit where Groupe Savoie is aware of illegal activities at the level of a private producer or of potentially conflicting wood source such as trespassing or theft, Groupe Savoie undertakes to refuse the latter's raw material as stipulated in the procurement policy.

2.4 Flow diagram of feedstock inputs showing feedstock type [optional]



2.5 Quantification of the Supply Base

Supply Base

	Supply Base Area (ha)		Tenure by Type (ha)		Forest type	Management type	Certified forest by scheme (ha)	
	TOTAL	Forest	Private	Public			FSC	SFI
NB	7 100 000	6 100 000	2 900 000	3 200 000	Acadian	Natural	0	4 200 000
QC	166 700 000	34 800 000	6 600 000	28 200 000	Boreal/Mixed	Natural	24 000 000	27 000 000
NS	5 527 360	4 275 000	2 281 000	1 994 000	Acadian	Natural	598 457	1 172 319
PEI	568 600	250 084	217 073	33 011	Acadian	Natural	616	0
TOTAL	179 895 960	45 425 084	11 998 073	33 427 011			24 599 073	32 372 319

Feedstock

Total volume of Feedstock:

- 153 354 metric tonnes (calendar year 2019)

a. Volume of primary feedstock: 0-200 000 metric tonnes

- **15 376 metric tonnes (calendar year 2019)**

b. List percentage of primary feedstock (g), by the following categories. - percentages may be shown in a banding between XX% to YY% if a compelling justification is provided*. Subdivide by SBP-approved Forest Management Schemes:

Certified to an SBP-approved Forest Management Scheme	81,00% (2019)
Not certified to an SBP-approved Forest Management Scheme	19,00% (2019)

c. List all species in primary feedstock, including scientific name

Sugar maple	Acer saccharum
Red maple	Acer rubrum
Yellow birch	Betula alleghaniensis
White birch	Betula papyrifera
Poplar	Populus tremuloides
Aspen	Populus balsamea
Beech	Fagus grandifolia
Ash	Fraxinus sp.

d. Volume of primary feedstock from primary forest

100%

- e. List percentage of primary feedstock from primary forest (j), by the following categories. Subdivide by SBP-approved Forest Management Schemes:

Certified to an SBP-approved Forest Management Scheme	81,00% (2019)
Not certified to an SBP-approved Forest Management Scheme	19,00% (2019)

- f. Volume of secondary feedstock: specify origin and type - the volume may be shown as a % of the figure in (f) and percentages may be shown in a banding between XX% to YY% if a compelling justification is provided*.

- **101 065 metric tonnes (2019)**

- g. Volume of tertiary feedstock: specify origin and composition - the volume may be shown as a % of the figure in (f) and percentages may be shown in a banding between XX% to YY% if a compelling justification is provided*.

- **36 913 metric tonnes (2019)**

- * Compelling justification would be specific evidence that, for example, disclosure of the exact figure would reveal commercially sensitive information that could be used by competitors to gain competitive advantage. State the reasons why the information is commercially sensitive, for example, what competitors would be able to do or determine with knowledge of the information.

Bands for (f) and (g) are:

1. 0 – 200,000 tonnes or m³
2. 200,000 – 400,000 tonnes or m³
3. 400,000 – 600,000 tonnes or m³
4. 600,000 – 800,000 tonnes or m³
5. 800,000 – 1,000,000 tonnes or m³
6. >1,000, 000 tonnes or m³

Bands for (h), (l) and (m) are:

1. 0%-19%
2. 20%-39%
3. 40%-59%
4. 60%-79%
5. 80%-100%

NB: Percentage values to be calculated as rounded-up integers.

3 Requirement for a Supply Base Evaluation

SBE completed	SBE not completed
<input type="checkbox"/>	X

A Supply Base Evaluation was not conducted. Groupe Savoie procure approximately 81% of the feedstock as PEFC certified material, which in turn is SBP-compliant. Currently, this proportion of certified material is sufficient to meet the demand of our clients for SBP-certified biomass. The non-certified feedstock is procured under the scope of the PEFC certified Due Diligence System and is therefore controlled material. Furthermore, there is a proportion of FSC certified feedstock as well as feedstock coming from a SFI chain of custody that is not being counted as SBP-compliant. If required, Groupe Savoie can account for this feedstock.

Summary of certified and controlled sources feedstock for the Groupe Savoie pellet production facility for 2019.

Summary - Certified/Controlled Sources	Quantity (Kg)	Percentage (%)
Certified Sources	538 836 000	81,00%
Controlled Sources	126 427 119	19,00%
Total	665 263 119	100,00%

4 Supply Base Evaluation

4.1 Scope

N/A

4.2 Justification

N/A

4.3 Results of Risk Assessment

N/A

4.4 Results of Supplier Verification Programme

N/A

4.5 Conclusion

N/A

5 Supply Base Evaluation Process

N/A

6 Stakeholder Consultation

N/A

6.1 Response to stakeholder comments

N/A

7 Overview of Initial Assessment of Risk

N/A

Table 1. Overview of results from the risk assessment of all Indicators (prior to SVP)

Indicator	Initial Risk Rating		
	Specified	Low	Unspecified
1.1.1			
1.1.2			
1.1.3			
1.2.1			
1.3.1			
1.4.1			
1.5.1			
1.6.1			
2.1.1			
2.1.2			
2.1.3			
2.2.1			
2.2.2			
2.2.3			
2.2.4			
2.2.5			
2.2.6			
2.2.7			
2.2.8			
2.2.9			

Indicator	Initial Risk Rating		
	Specified	Low	Unspecified
2.3.1			
2.3.2			
2.3.3			
2.4.1			
2.4.2			
2.4.3			
2.5.1			
2.5.2			
2.6.1			
2.7.1			
2.7.2			
2.7.3			
2.7.4			
2.7.5			
2.8.1			
2.9.1			
2.9.2			
2.10.1			

8 Supplier Verification Programme

8.1 Description of the Supplier Verification Programme

N/A

8.2 Site visits

N/A

8.3 Conclusions from the Supplier Verification Programme

N/A

9 Mitigation Measures

9.1 Mitigation measures

N/A

9.2 Monitoring and outcomes

N/A

10 Detailed Findings for Indicators

N/A

11 Review of Report

11.1 Peer review

An external review was conducted M. Gaetan Pelletier, General Director of the Northern Hardwood Research Institute, based in Edmundston, New Brunswick.

Gaetan Pelletier joined the Institute as Director at the very beginning in August 2012 after a successful 28-year career with the forest industry where he successively held various positions such as silviculture forester, district forester, district superintendent and manager of R&D and continuous improvement.



He is a technical expert in forest management, silviculture and ecology and, over the years, has developed leading edge, large-scale practices and management strategies for planted stands, natural mixedwoods and hardwoods. He is certified in lean and six-sigma methodology and has a passion for cutting edge technology, designing management systems, decision support tools and using precision forestry concepts to integrate new knowledge into complete solutions that consider the full forest products value chain.

Gaetan is currently completing a Master's Degree in Science of Forestry at Université de Moncton – Edmundston campus, has a degree in management studies and a technology degree in forest management.

11.2 Public or additional reviews

N/A

12 Approval of Report

Approval of Supply Base Report by senior management			
Report Prepared by:	[name] 	[title] <i>Agres Consultants Inc</i>	[date] <i>FEB 21, 2020</i>
	Name <i>Javier Marin, RPF</i>	Title	Date
The undersigned persons confirm that I/we are members of the organisation's senior management and do hereby affirm that the contents of this evaluation report were duly acknowledged by senior management as being accurate prior to approval and finalisation of the report.			
Report approved by:	[name] 	[title] <i>Dir. Qualité & Amélioration continue</i>	[date] <i>Feb 21, 2020</i>
	Name <i>Danny Perron</i>	Title	Date
Report approved by:	[name]	[title]	[date]
	Name	Title	Date
Report approved by:	[name]	[title]	[date]
	Name	Title	Date

13 Updates

Note: Updates should be provided in the form of additional pages, either published separately or added to the original public summary report.

13.1 Significant changes in the Supply Base

There are no significant changes to the Supply Base. The only change is in the volume of supplies from specific regions. No new districts of origin have been added.

13.2 Effectiveness of previous mitigation measures

N/A

13.3 New risk ratings and mitigation measures

N/A

13.4 Actual figures for feedstock over the previous 12 months

*Using the categories in Section 2.5 'Quantification of the Supply Base' (above), give an update on the actual figures for the previous 12 month period. Volume may be shown in a banding between XXX,000 to YYY,000 tonnes or m³ if a compelling justification is provided**

2019 Biomass consumption (excluding fuel for the burner): 15,376 mt

2019 Secondary feedstock consumption: 101,064 mt

2019 Tertiary feedstock consumption: 36,913 mt

13.5 Projected figures for feedstock over the next 12 months

Biomass input: 25,000 mt

Secondary feedstock input: 100,000 mt

Tertiary feedstock input: 50,000 mt

- * Compelling justification would be specific evidence that, for example, disclosure of the exact figure would reveal commercially sensitive information that could be used by competitors to gain competitive advantage. State the reasons why the information is commercially sensitive, for example, what competitors would be able to do or determine with knowledge of the information.

Bands are:

1. 0 – 200,000 tonnes or m³
2. 200,000 – 400,000 tonnes or m³
3. 400,000 – 600,000 tonnes or m³
4. 600,000 – 800,000 tonnes or m³
5. 800,000 – 1,000,000 tonnes or m³
6. >1,000, 000 tonnes or m³